

LED

IP 66



# PSF LED-E



## CONSTRUCTION

Enclosure: SMC polyester plastic reinforced with glass fiber, color RAL 7038

Diffuser: PC polycarbonate plastic

Gasket: silicone

Central locking: can be opened/closed using a socket key SW8, hinged lamp cover




The light fitting is normally supplied with socket key, two Ex eb cable glands M25, two Ex eb plugs M25 and with mounting set PSF 30-110

## TECHNICAL DATA

<b>Certificate:</b>	FIDI 19 ATEX 0029
<b>Marking:</b>	0722
<b>Apparatus category:</b>	II 2G II 2D
<b>Marking of explosion protection:</b>	Ex db eb mb op is IIC T4 Gb Ex tb op is IIIC T80°C Db
<b>Ambient temperature:</b>	-20°C ≤ T <sub>a</sub> ≤ +40°C
<b>Degree of protection:</b>	IP 66 category 1
<b>Resistance to shock:</b>	IK 08
<b>Protection class :</b>	I (protective earthing)
<b>Operating voltage:</b>	110-240 VAC, 220-250 VDC
<b>Frequency:</b>	50/60 Hz
<b>Rated power:</b>	See model code table
<b>Estimated service life:</b>	L70B10C10: T <sub>amb max</sub> 35 000 h T <sub>amb max -10°C</sub> 60 000 h T <sub>amb max -20°C</sub> 70 000 h
<b>Connecting terminals:</b>	L1, L2, L3, N, PE - max. 2,5 mm <sup>2</sup> , external PA terminal
<b>Cable entry:</b>	Two entries Ex eb M25 for cable diameters Ø7-15 mm, and two Ex eb plugs M25
<b>Battery:</b>	Ni-Mh, 6 V / 6Ah
<b>Nominal autonomy:</b>	3 h
<b>Packing:</b>	The packing contains: 1 pcs PSF 52 LED: 1450 x 290 x150 mm PSF 28 LED: 800 x 290x140 mm

## MOUNTING

Pendant, on pole, wall, ceiling



Flexible mounting kit for PSF LED



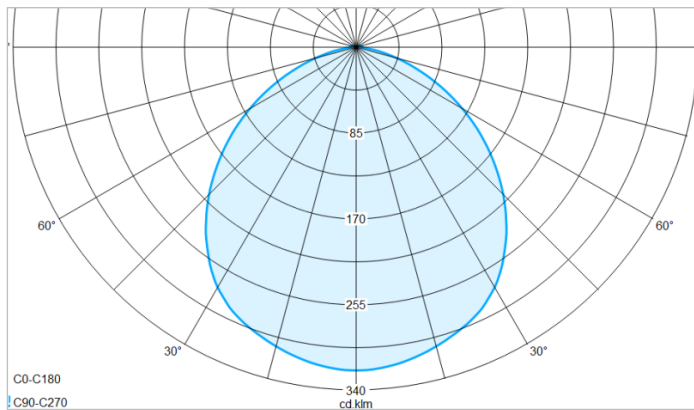
- Central locking with internal switch
- Through-wiring possible
- LED modules with innovative encapsulation
- Estimated service life up to 70 000 hours
- High color rendering index CRI 80
- With OVP, OCP, OTP protection
- Autonomous reactivation after recovery
- Color temperature 4300K (other CCTs on request)
- **Maintained** (Dauerschaltung)
- **Non maintained** (Bereitschaftschaltung)

# Emergency LED light fitting

## MODEL CODE

MODEL CODE	Power consumption [W]	Voltage [V]	Light fitting Luminous flux [lm]	System efficacy [lm/W]	3h autonomy Lum flux [lm]	Weight
PSF 28 LED-E	28 W	110-240 VAC 220-250 VDC	3175 lm	~125	1150 lm	8,0 kg
PSF 52 LED-E	56 W		6110 lm		1150 lm	12,0 kg

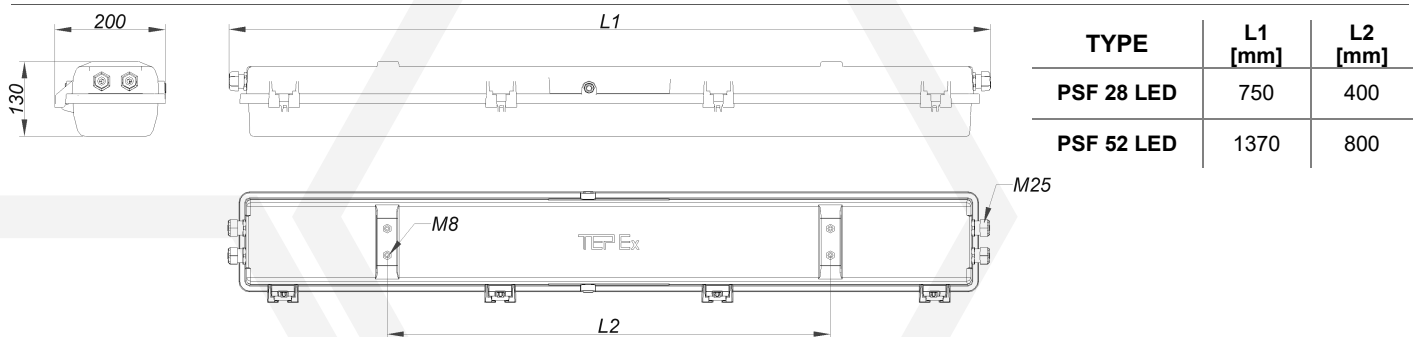
## POLAR CURVE



## Pictogram/ according to ISO 7010

0	Without marking	5	
1		6	
2		7	
3		8	
4		9	

## DIMENSION DRAWING (mm)



## SPARE PARTS AND ACCESSORIES

SKETCH	DESCRIPTION	CODE	SKETCH	DESCRIPTION	CODE
	Diffuser PSF	PSF 218 10-110 PSF 236 20-110		PSF Wall / Ceiling mounting set	PSF 30-110
	Gasket PSF	PSF 218 10-120 PSF 236 20-120		PSF Pipe mounting set	PSF 30-120
	Internal reflector with LED module	LEDEx 03/28 LEDEx 03/52		PSF Wall / Ceiling mounting set	PSF 30-130
	LED EM driver	DRIVEx 02		Pendant mounting set	PSF 30-150
	LED diffuser	PSF 52 LED 30-180 PSF 28 LED 30-185		Battery module	BATEx 02
	Flexible mounting kit for PSF LED	PSF 52 LED 30-190 PSF 28 LED 30-195		Metal cable glands for armoured cable M25	PSF 30-160

All technical data is relevant at the time of print.