

LED

IP 66



### CONSTRUCTION

Enclosure: SMC polyester plastic reinforced with glass fiber, color RAL 7038

Diffuser: PC polycarbonate plastic

Gasket: silicone

Central locking: can be opened/closed using a socket key SW8, hinged lamp cover

The light fitting is normally supplied with socket key, two Ex eb cable glands M25, two Ex eb plugs M25 and with mounting set PSF 30-110

### TECHNICAL DATA

<b>Certificate:</b>	FIDI 19 ATEX 0029 EAC RU C-HR.HB07.B.00276/20
<b>Marking:</b>	CE 0722
<b>Apparatus category:</b>	II 2GD, I M2 (for PSF 28 LED-M)
<b>Marking of explosion protection:</b>	Ex db eb mb op is IIC T4 Gb Ex tb op is IIIA/IIIC T80°C Db Ex db eb mb I Mb (for PSF 28 LED)
<b>Ambient temperature:</b>	-30°C (-20°C) ≤ T <sub>a</sub> ≤ +55°C -30°C (-20°C) ≤ T <sub>a</sub> ≤ +40°C
<b>Degree of protection:</b>	IP 66 category 1
<b>Resistance to shock:</b>	IK 08
<b>Protection class :</b>	I (protective earthing)
<b>Rated voltage:</b>	100-305 VAC / 142-431 VDC
<b>Frequency:</b>	50/60 Hz
<b>Rated power:</b>	See model code table
<b>Estimated service life:</b>	L70B10C10: T <sub>amb max</sub> 35 000 h T <sub>amb max -10°C</sub> 60 000 h T <sub>amb max -20°C</sub> 70 000 h
<b>Connecting terminals:</b>	L1, L2, L3, N, PE - max. 2,5 mm <sup>2</sup>
<b>Cable entry:</b>	Two entries Ex eb M25x1,5 for cable diameters Ø7-15 mm, and two Ex eb plugs
<b>Packing:</b>	The packing contains: 1 pcs PSF 70 LED: 1700 x 290 x 180 mm PSF 52 LED: 1450 x 290 x 150 mm PSF 28 LED: 800 x 290x150 mm

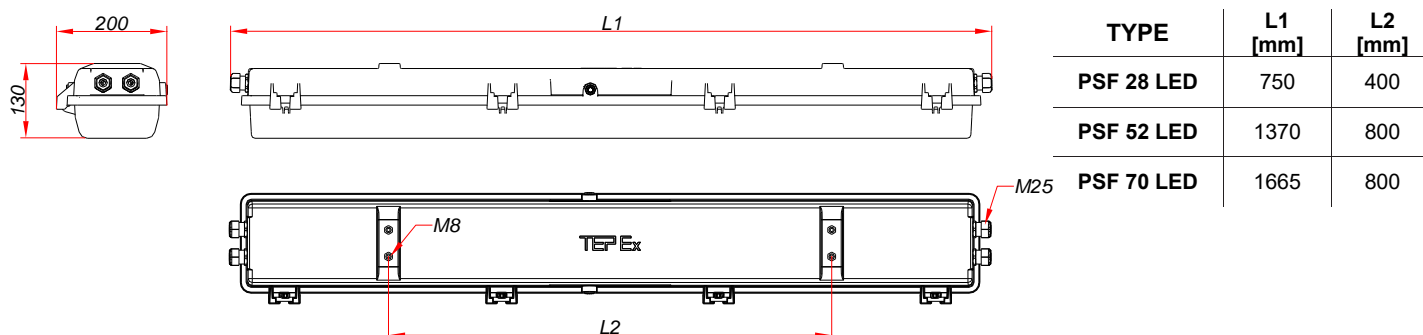
- Central locking with internal switch
- Through-wiring
- LED modules with innovative encapsulation
- Estimated service life up to 70 000 hours
- High color rendering index CRI 80
- With OVP, OCP, OTP protection
- Autonomous reactivation after recovery
- Color temperature: 4300K / other CCT on request
- DALI for controlling and monitoring the luminaire on request

# Linear LED light fitting

## MODEL CODE

MODEL CODE	Power consumption [W]	Voltage [V]	Light fitting Luminous flux [lm]	System efficacy [lm/W]	AMBIENT TEMP.	WEIGHT [kg]
PSF 28 LED-2	37 W	100-305 VAC 142-431 VDC	4880 lm	132	$-30^{\circ}\text{C} \leq T_a \leq +40^{\circ}\text{C}$	8,0
PSF 52 LED-2	70 W		9390 lm			12,0
PSF 70 LED-2	90 W		11 800 lm		14,0	
<i>Version for the ambient temperature <math>T_a \leq +55^{\circ}\text{C}</math></i>						
PSF 28 LED-1	28 W	100-305 VAC 142-431 VDC	3820 lm	136	$-30^{\circ}\text{C} \leq T_a \leq +55^{\circ}\text{C}$	8,0
PSF 52 LED-1	52 W		7110 lm			12,0
PSF 70 LED-1	70 W		9400 lm		14,0	

## DIMENSION DRAWING (mm)



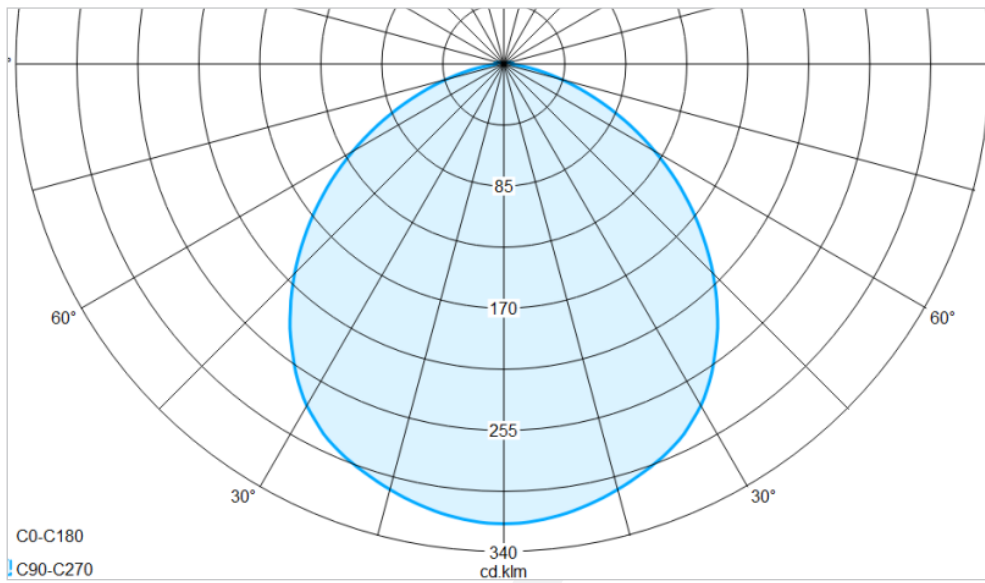
## SPARE PARTS AND ACCESSORIES

SKETCH	DESCRIPTION	CODE	SKETCH	DESCRIPTION	CODE
	Diffuser PSF	PSF LED 28 10-120 PSF LED 52 20-120		PSF Wall / Ceiling mounting set	PSF 30-110
	Gasket PSF	PSF LED 28 10-130 PSF LED 52 20-130		PSF Pipe mounting set	PSF 30-120
	Internal reflector with LED module	LEDEx 03/28 LEDEx 03/52 LEDEx 03/70		PSF Wall / Ceiling mounting set	PSF 30-130
	LED driver	DRIVEx 01/28 DRIVEx 01/52		Pendant mounting set	PSF 30-150
	LED diffuser	PSF 52 LED 30-180 PSF 28 LED 30-185		Socket key SW8	PSF 20-160
	Flexible mounting kit for PSF LED	PSF 52 LED 30-190 PSF 28 LED 30-195 PSF 70 LED 30-200		Metal cable glands for armoured cable M25	PSF 30-160

All technical data is relevant at the time of print.


# PSF LED

## POLAR CURVE



## MOUNTING


Pendant, on pipe, wall, ceiling




Flexible mounting kit for PSF LED



Linear LED without and with LED diffuser





*All technical data is relevant at the time of print.*