

**Linear LED svjetiljka PSF 28 LED  
DALI, PSF 52 LED DALI****Linear LED light fitting PSF 28  
LED DALI, PSF 52 LED DALI****Upute za uporabu****User manual****UPOZORENJE!**

Upute za uporabu sadrže osnovne informacije o proizvodu. Montaža, instaliranje, uporaba i održavanje trebaju biti izvedeni prema ovoj Uputi kako bi bio osiguran siguran rad unutar nazivnih karakteristika. Ovu Uputu nadopunjuju nacionalni Pravilnici i norme. Odgovorna osoba korisnika je dužna osigurati njihovo provođenje. Neprovođenje može umanjiti protueksplozijsku zaštitu uređaja i dovesti u opasnost ljude, imovinu i okoliš. Svako neispravno i nedozvoljeno postupanje kao i nepoštivanje odredbi ove Upute isključuje svaku odgovornost proizvođača.

**Prije ugradnje/puštanja u pogon:**

- Pažljivo pročitati cijelu Uputu za uporabu,
- Izvršiti odgovarajuću obuku odgovornog osoblja,
- Provjeriti da je sadržaj ove Upute u potpunosti razumljiv odgovornim osobama,
- Uvjeriti se da su primijenjeni svi zahtjevi nacionalnih Pravilnika i posebne sigurnosne mjere ukoliko postoje.

**U slučaju nejasnoća:**

- Kontaktirati proizvođača.

**Tijekom pogona:**

- Osigurati da ove Upute za uporabu i druge radne upute korisnika budu vidljivo istaknute i dostupne odgovornom osoblju cijelo vrijeme,
- Provjeravati provođenje ove Upute i svih drugih sigurnosnih uputa korisnika.

**WARNING!**

The user manual contains basic information about the product. Mounting, installation, usage and maintenance should be carried out under this user manual to provide and ensure safe operation within the nominal characteristics. This user manual complement national Regulation and Standards. The responsible person shall ensure their implementation. Failure off implement this user manual can reduce explosion protection and endanger people, property and the environment. Any improper and illegal actions as well as non-compliance with the provisions of this user manual excludes all responsibility by manufacturer side.

**Before installation/commissioning:**

- Carefully read all instructions,
- Execute proper training of responsible personnel,
- Check that the contents of these instructions is fully understandable by the responsible personnel,
- Make sure that all the requirements and national Regulations as well as all special security measures are applied.

**In lack of understanding:**

- Contact the manufacturer.

**During operation:**

- Ensure that this user manual and other work instructions are available to the responsible staff at all times,
- Check the implementation of these instructions and all other safety user's instructions

## SADRŽAJ:

1. Namjena.....	2
2. Sukladnost proizvoda.....	2
3. Stupanj zaštite i tehnički podaci.....	2
4. Tipna oznaka.....	4
5. Montaža i instaliranje .....	4
6. Način rada i instaliranje.....	6
7. Dimenzije.....	7
8. Rezervni dijelovi.....	7
9. Pribor.....	8
10. Održavanje, popravak, obnavljanje i pregradnja.	8
11. Odgovornosti i ovlaštenja.....	8
12. Skladištenje i transport.....	9
13. Jamstvo proizvođača.....	9
14. Označavanje.....	9

## 1. NAMJENA

Protueksplozijski zaštićena linear LED svjetiljka PSF 28 LED DALI, PSF 52 LED DALI namijenjena je za opću rasvjetu u industrijskim prostorima na mjestima s potencijalno eksplozivnom atmosferom plinova, para i prašine u zonama opasnosti 1, 2, 21, 22 sukladno normama EN 60079-10-1 i EN 60079-10-2.

## 2. SUKLADNOST PROIZVODA

Proizvod je sukladan Pravilniku o opremi i zaštitnim sustavima namijenjenim za uporabu u potencijalno eksplozivnim atmosferama, NN br. 33/16.

Proizvod je sukladan normama:

- EN IEC 60079-0:2018,
- EN 60079-1:2014,
- EN IEC 60079-7:2015/A1:2018,
- EN 60079-18:2015/A1:2017,
- EN 60079-28:2015,
- EN 60079-31:2014.

Proizvod je razvijen, proizveden i ispitan prema postojećem stanju tehnike, sukladno normama EN ISO 9001:2015, EN ISO 80079-34:2011 i EN ISO 14001:2015.



Proizvod je sukladan ATEX Direktivi 2014/34/EU.

Proizvod je sukladan LVD Direktivi 2014/35/EU.

Proizvod je sukladan RoHS Direktivi 2011/65/EU.

Proizvod je sukladan EMC Direktivi 2014/30/EU.

## 3. STUPANJ ZAŠTITE I TEHNIČKI PODACI

Certifikat:	FIDI 19 ATEX 0029
Oznaka:	
Oznaka kategorije i protueksplozijske zaštite uređaja:	 II 2G Ex db eb mb op is IIC T4 Gb II 2D Ex tb op is IIIA/IIIC T80°C Db
Temperatura okoline:	-30°C / -20°C ≤ T <sub>a</sub> ≤ +40°C / +55°C
Mehanička zaštita:	IP 66 / IP 55 kategorija 1, sukladno EN 60529/A1/A2 za T <sub>amb</sub> ≥ -20°C / -30°C
Otpornost na udar:	IK 08
Klasa zaštite:	I (PE - zaštitno uzemljenje)
Nazivni napon U <sub>n</sub> :	110V – 240V AC ± 10%; 50/60Hz 220V – 250V DC ± 10%
Nazivna snaga:	PSF 28 LED DALI / 1 – P <sub>in</sub> = 28W, P <sub>out</sub> = 25W PSF 28 LED DALI / 2 – P <sub>in</sub> = 37W, P <sub>out</sub> = 33W PSF 52 LED DALI / 1 – P <sub>in</sub> = 52W, P <sub>out</sub> = 47W

## CONTENTS:

1. Purpose.....	2
2. Product compliance.....	2
3. Degree of protection and technical data.....	2
4. Types.....	4
5. Mounting and installation .....	4
6. Operating modes and installation.....	6
7. Dimensions.....	7
8. Spare parts.....	7
9. Accessories.....	8
10. Inspection, maintenance, repair and overhaul.....	8
11. Responsibility and authorization.....	8
12. Storage and transport.....	9
13. Manufacturer's warranty.....	9
14. Marking.....	9

## 1. PURPOSE

Explosion proof linear LED light fitting type PSF 28 LED DALI, PSF 52 LED DALI are intended for general lighting in industrial areas with potentially explosive atmosphere in Zones 1, 2, 21, 22 according to EN 60079-10-1 and EN 60079-10-2.

## 2. PRODUCT COMPLIANCE

The product complies with the standards:

- EN IEC 60079-0:2018,
- EN 60079-1:2014,
- EN IEC 60079-7:2015/A1:2018,
- EN 60079-18:2015/A1:2017,
- EN 60079-28:2015,
- EN 60079-31:2014.

The product has been developed, manufactured and tested according to the existing state of technique accordance with the standards EN ISO 9001:2015, EN ISO 80079-34:2011 and EN ISO 14001:2015.



The product is in compliance with the ATEX Directive 2014/34/EU.

The product is in compliance with the LVD Directive 2014/35/EU.

The product is in compliance with the RoHS Directive 2011/65/EU.

The product is in compliance with the EMC Directive 2014/30/EU.

## 3. DEGREE OF PROTECTION AND TECHNICAL DATA

Certificate:	FIDI 19 ATEX 0029
Marking:	
Category and explosion protection:	 II 2G Ex db eb mb op is IIC T4 Gb II 2D Ex tb op is IIIA/IIIC T80°C Db
Ambient temperature:	-30°C / -20°C ≤ T <sub>a</sub> ≤ +40°C / +55°C
Mechanical protection:	IP 66 / IP 55 category 1, accordance to EN 60529/A1/A2 za T <sub>amb</sub> ≥ -20°C / -30°C
Resistance to shock:	IK 08
Class of protection:	I (PE - protective earthing)
Rated voltage U <sub>n</sub> :	110V – 240V AC ± 10%; 50/60Hz 220V – 250V DC ± 10%
Rated wattage:	PSF 28 LED DALI / 1 – P <sub>in</sub> = 28W, P <sub>out</sub> = 25W PSF 28 LED DALI / 2 – P <sub>in</sub> = 37W, P <sub>out</sub> = 33W PSF 52 LED DALI / 1 – P <sub>in</sub> = 52W, P <sub>out</sub> = 47W

	PSF 52 LED DALI / 2 – P <sub>in</sub> = 70W, P <sub>out</sub> = 63,5W
Nazivna struja LED modula:	PSF 28 LED DALI / 1 – I <sub>n</sub> = 355mA PSF 28 LED DALI / 2 – I <sub>n</sub> = 450mA PSF 52 LED DALI / 1 – I <sub>n</sub> = 335mA PSF 52 LED DALI / 2 – I <sub>n</sub> = 440mA
Svjetlosni tok LED modula T <sub>a</sub> =20°C	PSF 28 LED DALI / 1 – 4550 lm PSF 28 LED DALI / 2 – 5810 lm PSF 52 LED DALI / 1 – 8460 lm PSF 52 LED DALI / 2 – 11180 lm
Svjetlosni tok svjetiljke T <sub>a</sub> =20°C	PSF 28 LED DALI / 1 – 3820 lm PSF 28 LED DALI / 2 – 4880 lm PSF 52 LED DALI / 1 – 7110 lm PSF 52 LED DALI / 2 – 9390 lm
Koeficijent izlaznog svjetlosnog toka svjetiljke:	0,84
Efikasnost LED modula:	176 - 180 lm/W
Efikasnost svjetiljke:	132 - 137 lm/W
Nazivna životna dob L70B10C10	T <sub>amb max</sub> – 35,000h T <sub>amb max</sub> – 10°C – 60,000h T <sub>amb max</sub> – 20°C – 70,000h
Temperatura boje (CCT):	4000K
Stupanj reprodukcije boja (CRI):	80
LED strip:	LLE G4 24x560mm 4000lm 840 2T ADV5, Tridonic GmbH
LED driver:	PSF 28 LED DALI / 1-ELG-75-C700A DALI, MeanWell PSF 28 LED DALI / 2-ELG-75-C700A DALI, MeanWell PSF 52 LED DALI / 1-ELG-75-C500A DALI, MeanWell PSF 52 LED DALI / 2-ELG-75-C500A DALI, MeanWell
Kabelski uvodi:	Dvije uvodnice Ex e M25x1,5 za kabel Ø7-15mm i dva Ex e čepa sukladno sa EN 62444
Prolazno ožičenje (moguće samo na PSF 52 LED -E):	5 x 2,5 mm <sup>2</sup> Prolazno ožičenje ≤ 10A – T <sub>amb max</sub> 10A ≤ Prolazno ožičenje ≤ 16A – T <sub>amb max</sub> - 10°C
Centralna blokadna sklopka:	Centralna blokadna sklopka osigurava beznaponsko otvaranje. Kada je centralna blokadna sklopka u poziciji "OPEN" unutarnji elementi svjetiljke nalaze se u beznaponskom stanju (LED modul, LED EM driver, baterijski modul...). Blokadna sklopka uključuje svjetiljku nakon zatvaranja pokrova i zakretanje blokadne sklopke u poziciju "CLOSE".
Kućište:	SMC, poliester ojačan staklenim vlaknima, boja RAL 7038
Pokrov:	PC, polikarbonat
Nazivni momenti pritezanja:	pritisne matice uvodnice – 2,5 Nm tijela uvodnice u kućište – 3,5 Nm čepa u kućište – 4 Nm vijak priključne stezaljke – 0,5 Nm
Duljina skidanja izolacije s priključnih vodiča:	9 mm
Osnovne mjere:	PSF 28 LED - 790 x 200 x 130 (DxŠxV) PSF 52 LED - 1370 x 200 x 130 (DxŠxV)
Masa:	PSF 28 LED – 8kg PSF 52 LED – 12kg

**Tvornički je na DALI-u podešen limit snage i korisnik ne smije to mijenjati:**

<b>Limit snage</b>	PSF 28 LED DALI / 1 – 56% PSF 28 LED DALI / 2 – 72% PSF 52 LED DALI / 1 – 70% PSF 52 LED DALI / 2 – 94%
--------------------	--

	PSF 52 LED DALI / 2 – P <sub>in</sub> = 70W, P <sub>out</sub> = 63,5W
Rated current LED module:	PSF 28 LED DALI / 1 – I <sub>n</sub> = 355mA PSF 28 LED DALI / 2 – I <sub>n</sub> = 450mA PSF 52 LED DALI / 1 – I <sub>n</sub> = 335mA PSF 52 LED DALI / 2 – I <sub>n</sub> = 440mA
Luminous flux LED module T <sub>a</sub> =20°C	PSF 28 LED DALI / 1 – 4550 lm PSF 28 LED DALI / 2 – 5810 lm PSF 52 LED DALI / 1 – 8460 lm PSF 52 LED DALI / 2 – 11180 lm
Luminous flux light fitting T <sub>a</sub> =20°C	PSF 28 LED DALI / 1 – 3820 lm PSF 28 LED DALI / 2 – 4880 lm PSF 52 LED DALI / 1 – 7110 lm PSF 52 LED DALI / 2 – 9390 lm
Light output ratio of luminaire:	0,84
LED modul efficacy:	176 - 180 lm/W
System efficacy:	132 - 137 lm/W
Estimated service life L70B10C10	T <sub>amb max</sub> – 35,000h T <sub>amb max</sub> – 10°C – 60,000h T <sub>amb max</sub> – 20°C – 70,000h
Corrected color temperature (CCT):	4000K
The color rendering index (CRI):	80
LED strip:	LLE G4 24x560mm 4000lm 840 2T ADV5, Tridonic GmbH
LED driver:	PSF 28 LED DALI/1-ELG-75-C700A DALI, MeanWell PSF 28 LED DALI/2-ELG-75-C700A DALI, MeanWell PSF 52 LED DALI/1-ELG-75-C500A DALI, MeanWell PSF 52 LED DALI/2-ELG-75-C500A DALI, MeanWell
Cable entry:	Two cable glands Ex e M25x1,5 for cable diameter Ø7-15mm and two Ex e plug in accordance with EN 62444
Through wiring (possible only on PSF 52 LED - E):	5 x 2,5 mm <sup>2</sup> Through wiring ≤ 10A – T <sub>amb max</sub> 10A ≤ Through wiring ≤ 16A – T <sub>amb max</sub> - 10°C
Central interlocking switch	Central interlocking switch provides a no-load condition. When the central interlocking switch is in position "OPEN" internal elements of the lamps are in no-load condition (LED module, LED EM driver, battery module). The interlocking switches power on a flashlight after closing the cover and rotate the lock switch in position "CLOSE".
Housing:	SMC, polyester plastic reinforced with glass fiber, colour RAL 7038
Diffuser:	PC, polycarbonate plastic
Tightening torque:	pressure screw – 2,5 Nm intermediate gland and plug – 3,5 Nm plug in housing – 4 Nm screw terminals – 0,5 Nm
Isolation stripping length of the wires:	9mm
Dimension:	PSF 28 LED - 790 x 200 x 130 (LxWxH) PSF 52 LED - 1370 x 200 x 130 (LxWxH)
Weight:	PSF 28 LED – 8kg PSF 52 LED – 12kg

**The power limit is factory set up at DALI and the user must not change it:**

<b>Power limit</b>	PSF 28 LED DALI / 1 – 56% PSF 28 LED DALI / 2 – 72% PSF 52 LED DALI / 1 – 70% PSF 52 LED DALI / 2 – 94%
--------------------	--

TIP / TYPE	P [W] (consumption)	Un [V]	Ø [lm] Light fitting	MASA / WEIGHT
PSF 28 LED DALI/1	28	110-240V AC 220-250V DC	3820	8 kg
PSF 28 LED DALI/2	37		4880	
PSF 52 LED DALI/1	52		7110	12 kg
PSF 52 LED DALI/2	70		9390	

## 5. MONTAŽA

Svjetiljka se standardno isporučuje sa dvije Ex e uvodnice M25 (za kabel 7-15mm), tri Ex e čepa M25 te priborom za ovjesnu montažu (PSF 30-150).

**Svjetiljka je namijenjena za vanjsku i unutarnju primjenu.**

**Napomene za sigurnu instalaciju i montažu:**


- Provjera temperature okoline
- Mogućnost instalacije u zonama opasnosti 1, 2, 21, 22
- Provjera mjesta ulaza kabela u svjetiljku (narušena mehanička zaštita, IP broj)
- **Oštećenje svjetiljke narušava protueksplozijsku zaštitu prostora u koji je instalirana!**

**Otvaranje i zatvaranje svjetiljke:**

Skinuti gumenu zaštitu sa centralne blokadne sklopke. Okrenuti centralnu osovinu 180° ulijevo (natpisna pločica - OPEN), s nasadnim ključem. Klizači oslobađaju transparentni pokrov i svjetiljka se otvara. Prilikom zatvaranja slijediti obrnuti redoslijed radnji.

**Prilikom zatvaranja svjetiljke, obratiti pažnju na pozicioniranje brtve (utor u pokrovu) u odnosu na kućište.**

- Zakretanjem centralne blokadne sklopke, svjetiljka je u beznaponskom stanju
  - Glavne priključne stezaljke: L, N
  - U otvorenom položaju, mehanička blokada onemogućava pristup blokadnoj sklopki
- PRILIKOM OTVARANJA KORISTITI UMJERENU SILU!**



LED modul LEDEx 03 je pomoću nosača odsijača i panta odsijača pričvršćen na temeljnu ploču na 4 različita mjesta (2 na svakoj strani).



Pristup stezaljkama obavlja se pomoću odvijača na način da je potrebno odvojiti pante odsijača od nosača odsijača na istoj strani laganim pritiskom odvijača prema dolje.



Lighting fitting comes standard with two Ex-e cable glands M25 (for cable 7-15mm), three Ex-e plug M25 and accessories for suspension assembly (PSF 30-150).

**The lamp is designed for indoor and outdoor use.**

**Notes for safe installation and assembly:**

- Check the ambient temperature
- Possibility of installation in hazardous areas 1, 2, 21, 22
- Checking of cable entry into the fluorescent lighting fitting (compromised mechanical protection, IP number)
- **Damage lamps does not ensures explosion protection of the area in which lamp is installed!**

**Opening and closing of the fluorescent light fitting:**

Remove the rubber protection on the central interlocking switch. Turn the central axis 180° to the left (marking - OPEN) with a socket wrench. Sliders release transparent cover and the lamp opens. When closing follow the orders of operations in reverse.

**When closing, pay special attention to the positioning of the seal (slot in the cover) relative to the housing.**


- **By turning the central lock switch, the fluorescent light fitting is in no-load state**
  - **The main connections terminals: L, N**
  - **In the open position, the mechanical lock prevents access to the interlocking switches**
- USE MODERATE FORCE WHEN OPENING!**

LED module LEDEx 03 is with reflector hinges and reflector lens carriers attached to the base plate at four or six different sites (two or three on each side).

Access to terminals is done with a screwdriver in a manner that is necessary to separate the hinges bracket of the reflector lens on the same side by applying a moderate force with a screwdriver toward the downward direction

Gaining access to the terminals is achieved by rotating assembly LED module.

Rotiranjem LED modula dobiva se pristup stezaljkama i ostalim ugradbenim komponentama pričvršćeni na temeljnu ploču. Napomena: moguće je odvojiti pante odsijača od nosača odsijača i na drugoj strani i dobiti pristup stezaljkama rotiranjem LED modula u drugu stranu.



Note: it is possible to separate the hinges reflector lens from the bracket and gain access to the other side of the terminals by rotating assembly of the LED module to the other side.

Zatvaranje se obavlja suprotnim redoslijedom radnji s tim da se pant odsijača vraća u nosač odsijača samo laganim pritiskom ruke.

Closing is done in reverse order of actions by bringing hinge reflector lens back to mount of the reflector lens only by light hand pressure.

Kod puštanja u pogon kontrolna izolacijska mjerenja treba vršiti s ispitnim naponom max. 500 V DC i to između:

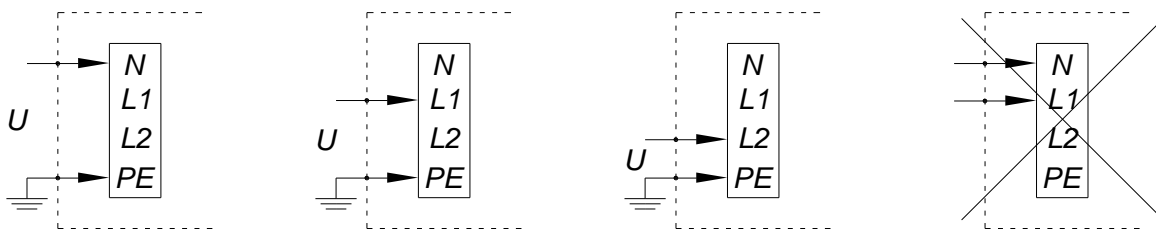
- neutralnog vodiča i zemlje
- faznog vodiča L1 i zemlje
- faznog vodiča Lsw i zemlje

Ispitivanje između faznog i neutralnog vodiča nije dopušteno i može voditi uništenju proizvoda.

Commissioning the control measurements of the isolation should be performed with the test voltage max. 500 V DC between:

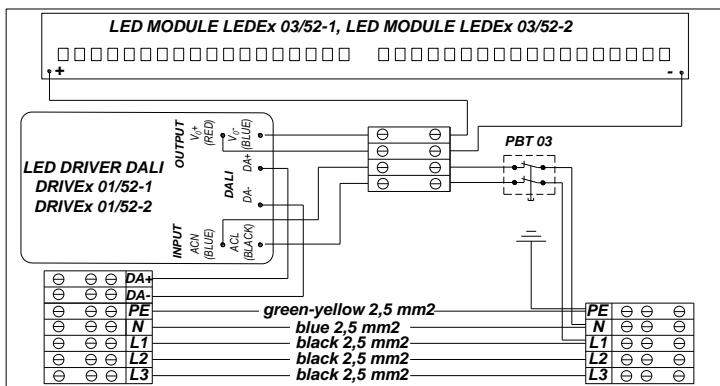
- Neutral and earth conductor
- Phase L1 and earth conductor
- Phase Lsw and earth conductor

Testing between the phase and neutral conductor is not allowed and will get the wrong value and can lead to destruction of the product.



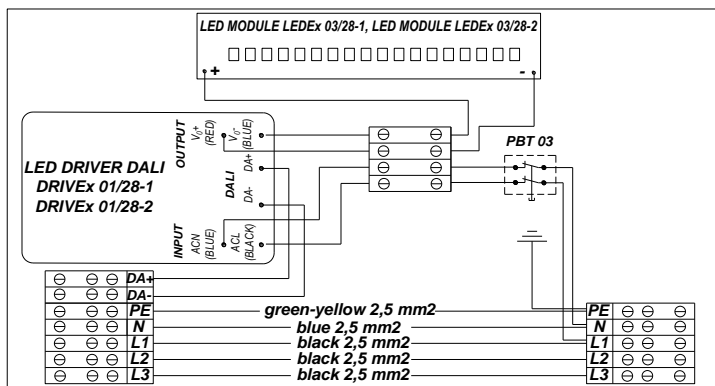
Električna shema spajanja

- PSF 28 LED DALI, PSF 52 LED DALI:

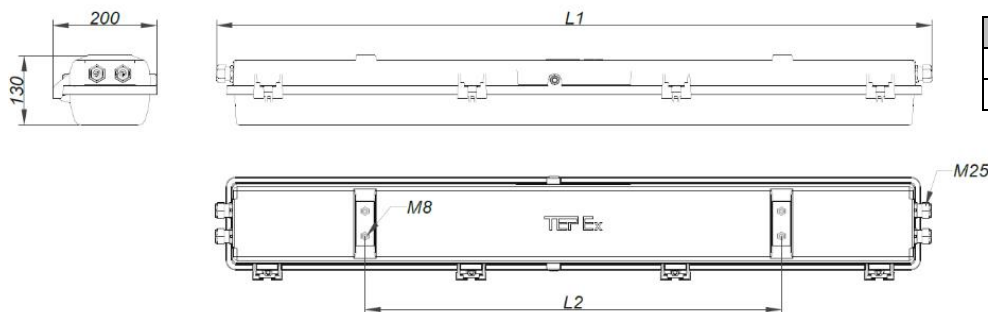


Wiring diagram

- PSF 28 LED DALI, PSF 52 LED DALI:



## 7. DIMENZIJE





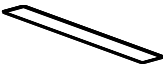

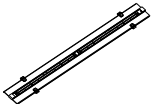


## 7. DIMENSIONS

	L1 [mm]	L2 [mm]
PSF 28 LED	750	400
PSF 52 LED	1370	800



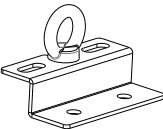
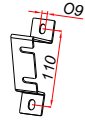


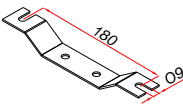
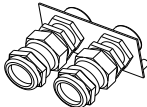
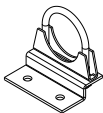

## 8. REZERVNI DIJELOVI

## 8. SPARE PARTS

SKICA (SKETCH)	OPIS (DESCRIPTION)	OZNAKA ZA NARUDŽBU (MODEL CODE)	SKICA (SKETCH)	OPIS (DESCRIPTION)	OZNAKA ZA NARUDŽBU (MODEL CODE)
	Pokrov PSF (Diffuser PSF)	PSF 218 10-110 PSF 236 20-110		Redne stezaljke 5 x 0,5-4mm <sup>2</sup> , set Terminal 8 x 0,5-4mm <sup>2</sup>	PSF 218 10-130
	Brtva PSF (Gasket PSF)	PSF 218 10-120 PSF 236 20-120		Ex eb kabelska uvodnica SPU 25 (Ex eb cable gland)	SPU 25
	LED modul (LED module)	LEDEx 03/28-1 LEDEx 03/28-2 LEDEx 03/52-1 LEDEx 03-52-2		Ex eb čep M25 (Ex eb plug)	SPC 25
	LED driver DALI	DRIVEx 01/28-1 DRIVEx 01/28-2 DRIVEx 01/52-1 DRIVEx 01/52-2 DRIVEX 02			

## 9. PRIBOR

## 9. ACCESORIES

SKICA (SKETCH)	OPIS (DESCRIPTION)	OZNAKA ZA NARUDŽBU (MODEL CODE)	SKICA (SKETCH)	OPIS (DESCRIPTION)	OZNAKA ZA NARUDŽBU (MODEL CODE)
	PSF Ovjerna montaža, set Pendant mounting set	PSF 30-150		PSF Zidna montaža pod kutom, set Wall mounting set	PSF 30-130
	Nasadni ključ SW 8 Socket key SW 8	PSF 20-160		Okasti vijak M8 Ring bolt M8	PSF 30-140
	PSF Zidna montaža set	PSF 30-110		Metalne uvodnice za armirane kabele M25 Metal cable glands for reinforced cable M25 (cable Ø13-21mm)	PSF 30-160
	PSF Montaža na cijev, set Ceiling mounting set	PSF 30-120		LED difuzni pokrov (LED diffuser)	PSF LED 30-180

## 10. ODRŽAVANJE, POPRAVAK, OBNAVLJANJE I PREGRADNJA

## 10. INSPECTION, MAINTENANCE, REPAIR AND OVERHAUL

Potrebno je obavljati preglede i održavanje svih dijelova o kojima ovisi protueksplozijska zaštita sukladno normi EN 60079-17, općim i posebnim uvjetima proizvođača i Pravilnicima korisnika, a naročito:

- da su kućište, svi dijelovi kućišta, pokrov i brtva kompletni bez puknuća i oštećenja,
- da su vijci prihvatnih stezaljki pritegnuti nazivnim momentima,
- da su uvodnice i čepovi instalirani prema uputama proizvođača i da su brtve uvodnica neoštećene, a pritisne matice pritegnute nazivnim momentom.

Inspections are carried out in accordance with EN 60079-17, general and special conditions of manufacturer and users Regulations and includes supervision of parts on which the explosion protection depends, especially:

- the housing, all part of housing, diffuser and seal are without rupture and damage,
- the screws of connecting terminals are tightening with nominal torque,

U opseg održavanja ulazi i zamjena dijelova koje proizvođač osigurava i navodi u popisu rezervnih dijelova.

Svi drugi zahvati imaju karakter popravka. Popravak obavlja proizvođač ili od proizvođača ovlaštena pravna osoba, originalnim dijelovima prema proizvodnoj dokumentaciji, a sve sukladno normi EN 60079-19.

Pregradnja i obnavljanje nisu dozvoljeni.

Ukoliko popravak ili bilo koji drugi zahvat na proizvodu obavlja neovlaštena osoba, prestaje svaka odgovornost proizvođača za proizvod, a jamstvo i deklaracija sukladnosti proizvođača postaju nevažeći.

## **11. ODGOVORNOSTI I OVLAŠTENJA**

Ova Uputa predstavlja najvažniju informaciju o proizvodu. Nadopunjuju ju odgovarajući nacionalni zakoni i propisi. Proizvodnja, uporaba, certifikacija i nadzor određene su na nacionalnoj razini:

- a) Pravilnikom o opremi i zaštitnim sustavima namijenjenim za uporabu u prostorima ugroženim eksplozivnom atmosferom (NN br. 33/16, odnosno EU Direktiva ATEX 2014/34/EU) i
- b) Pravilnikom o najmanjim zahtjevima sigurnosti i zaštite zdravlja radnika te tehničkom nadgledanju postrojenja, opreme, instalacija i uređaja u prostorima ugroženim eksplozivnom atmosferom (NN br. 39/06, 106/07.), odnosno EU Direktivi 1999/92/EC (ATEX 137).

Odgovorna osoba dužna je osigurati njihovo provođenje u pogonu.

## **12. SKLADIŠTENJE I TRANSPORT**

Transport i skladištenje treba vršiti samo u originalnoj ambalaži, na način istaknut na kartonskoj kutiji.

## **13. JAMSTVO PROIZVOĐAČA**

Proizvođač daje jamstvo na proizvod u trajanju od godine dana prema odredbama Zakona o obveznim odnosima. Ova izjava ima snagu Jamstvenog lista.

- the glands, plugs, terminals, pressure screw, intermediate gland, screw of the glass cover are without rupture and damage and tightening with nominal torque

All the repairs are performed by the manufacturer or the manufacturer's authorized personal and the original parts must be provided according to the product documentation, all in accordance with EN 60079-19.

Overhaul and modifications are not allowed.

If repair or any other procedure are performed on the product by unauthorized person, all producer responsibility for the product and the warranty and the manufacturer's declaration of conformity becomes invalid.

## **11. RESPONSIBILITY AND AUTHORIZATION**

This instruction is the basic information about the product. It is completed by the corresponding national laws and regulations.

Production, use, certification and supervision are determined at the national level:

- a) Regulations concerning equipment and protective systems intended for use in potentially explosive atmospheres EU directive 2014/34/EU and
- b) Regulations on minimum requirements for safety and health protection of workers and technical inspection of facilities, equipment, installations and equipment in hazardous areas EU directive 1999/92/EC (ATEX 137).

The responsible person shall ensure their implementation at the working facility.

## **12. STORAGE AND TRANSPORT**

Transportation and warehousing of the lamps is only allowed in the original packaging, as outlined in a cardboard box.

## **13. MANUFACTURER'S WARRANTY**


The manufacturer provides a warranty on the product for a period of one year under the provisions of this user manual and the law on obligations. This statement has the force of Warranty sheet.

Protueksplozijski zaštićene LED svjetiljke PSF 28 LED DALI, PSF 52 LED DALI označene su:

Explosion proof LED light fittings PSF 28 LED DALI, PSF 52 LED DALI are marked with:

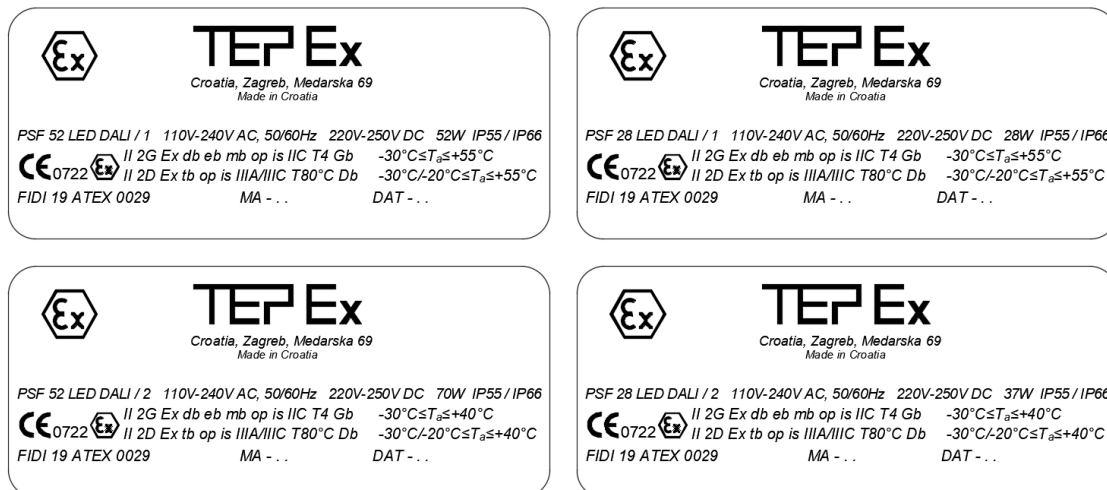
- natpisnom pločicom s tehničkim podacima na kućištu:

- external marking plate with technical data on housing:



- natpisnom naljepnicom s tehničkim podacima na LED modulu unutar kućišta:

- marking label with technical data on LED module inside housing



- tekstem na pokrovu:

- text on diffuser:

**WARNING**  
**POTENTIAL ELECTROSTATIC CHARGING HAZARD**  
**CLEAN ONLY WITH A DAMP CLOTH**